

Wissmach / Glue Chip / Architectural

- W5-7D** Pink Opal
- W5-7WO** Wispy Pink Opal
- W5-35D** Multi Colored Carnival
- W5-36D** Salmon Pink Opal
- W5-36WO** Wispy Salmon Pink Opal


Whites & Wispy Opals



#51DD #51XX #58WO #87WO #101WO #118WO

- W8-51DD** Dense White Opal
- W8-51XX** White Wispy
- W8-58WO** Beige Wispy
- W8-87WO** Sky Blue Wispy
- W8-101WO** Dark Green Wispy
- W8-118WO** Cobalt Blue Wispy

Iridized Glass



#51DIR #58IR #87IR #215IR P51DIR

- W9-51DIR** White Opal Iridized
- W9-58IR** Beige Opal Iridized
- W9-87IR** Sky Blue Opal Iridized
- W9-215IR** Pastel Green Opal Iridized
- W9-P51DIR** Pale Pink Opal Iridized



#71R #7WIR #36IR

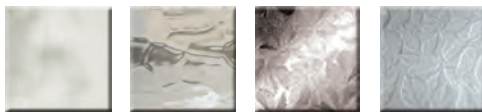
- W10-71R** Pink Opal Iridized
- W10-7WIR** Gold Pink Wispy Iridized
- W10-36IR** Salmon Pink Opal Iridized

Architectural Glass

Price Code
Prefix


- T2** Patterned Architectural Clear

Patterned Architectural Clear Glass



#450 #540 #560 #565

- T2-450** Clear Frosted
- T2-540** Clear Flemish
- T2-560** Clear Sycamore
- T2-565** Clear Autumn Leaf



#585 #600 #610 #660

- T2-585** Clear 1/2" Reeded
- T2-600** Clear 1/16" Reeded
- T2-610** Clear Cross Reeded
- T2-660** Clear Basketweave

Glue Chip Glass

Glue chip is a fern-like patterned glass that was very popular in Victorian windows. This easy cutting glass works especially well as a background in beveled glass windows.

(*Glue Chip colors may vary depending upon available glass.*)

Price Code
Prefix

- C2** Glue Chip - Clear
- D2** Double Strength Window Pane
- M2** Double Strength Mirror


Large box size for UPS: 12" x 24" (2.0 sq.ft.)
Small box size for UPS: 12" x 12" (1.0 sq.ft.)

Price Code
Prefix

- C3** Glue Chip - Common Colors

Large box size for UPS: 16" x 21" (2.3 sq.ft.)
Small box size for UPS: 10 1/2" x 14" (1.0 sq.ft.)

Glue Chip



#100 #110.8 #121 #125 #130.8 #134 #142 300

- C2-100** Clear Glue Chip
- C3-110.8** Amber Glue Chip
- C3-121** Light Green Glue Chip
- C3-125** Dark Green Glue Chip
- C3-130.8** Light Blue Glue Chip
- C3-134** Medium Blue Glue Chip
- C3-142** Medium Purple Glue Chip
- D2** Double Strength Window Pane
- M2** Double Strength Mirror

Glue Chip Glue



Need Just the Right Color of Glue Chip?

Make your own glue chip glass with this special glue. Applied to cathedral or window glass, the glue pulls off random chips of glass as it dries. 1 lb.

#552

Glass Caddy

Glass Caddy Is a Space Saver!

Imagine storing up to 45 square feet of glass on less than a square foot of bench space! 5" tall metal rods create 15 divisions for storing your glass scrap and cut pieces. Order several to get all your glass organized!

#GC01



Shop ONLINE 24/7!

Glass manufacturers are constantly adding new colors to their lines.

Please check our website for the latest color additions, as well as seasonal sales and specials!

glasscrafters.com

